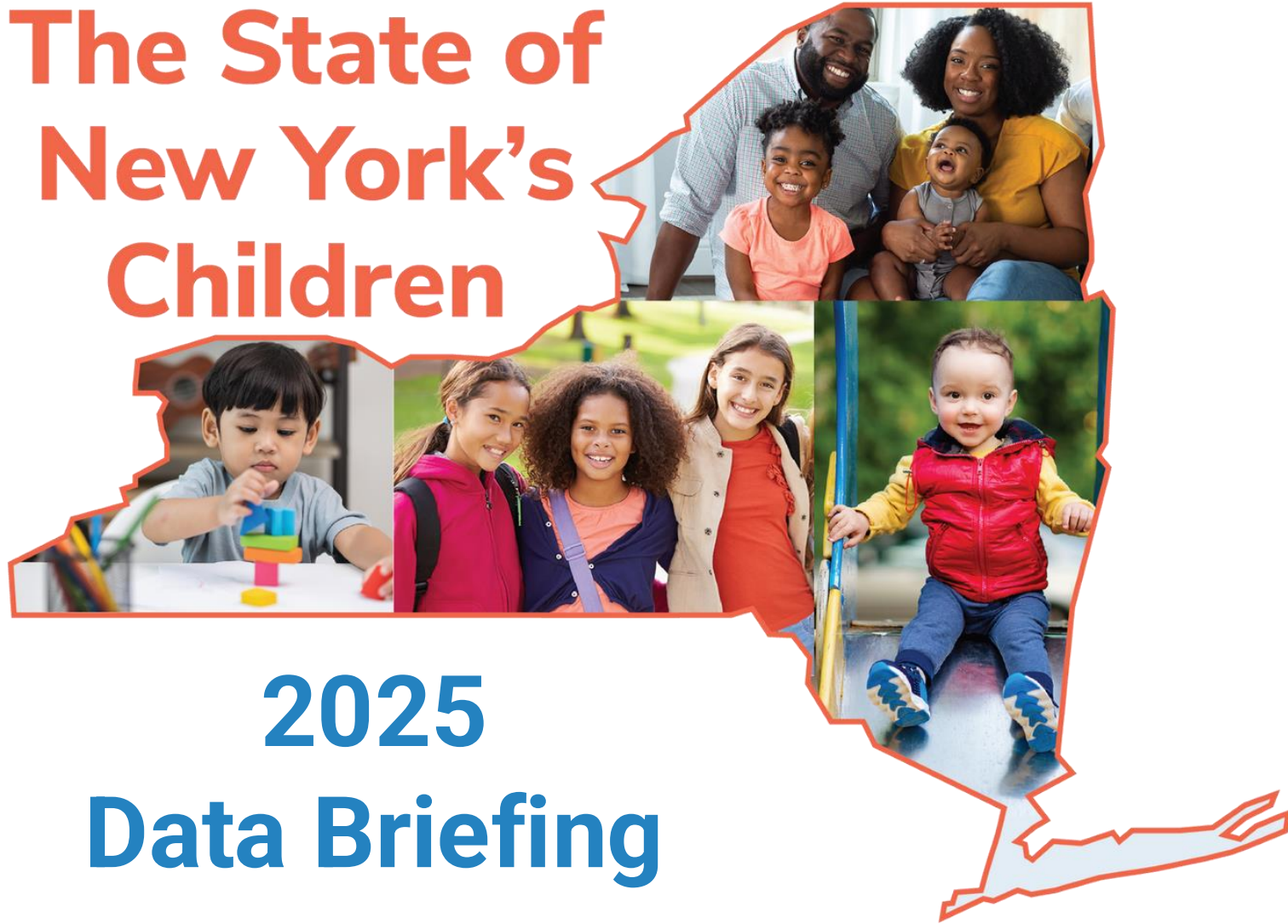


The State of New York's Children



2025 Data Briefing



@SchuylerCenter

#StateofNYKids

www.scaany.org

Schuyler Center for Analysis and Advocacy



Meet the Schuyler Center Policy Team



KATE BRESLIN
PRESIDENT AND CEO



CRYSTAL CHARLES
SENIOR POLICY ANALYST



NICOLE CORREIA
DIRECTOR OF
COMMUNICATIONS



SHOSHANA HERSHKOWITZ
ESCCC CAMPAIGN
MANAGER



DEDE HILL
DIRECTOR OF POLICY



LARA KASSEL
COORDINATOR, MEDICAID
MATTERS NEW YORK



ADANECH MAKEY
POLICY AND COMMUNITY
ENGAGEMENT SPECIALIST



KEVIN PENG
SENIOR POLICY AND
DATA ANALYST



KARI SIDDIQUI
PROJECT MANAGER

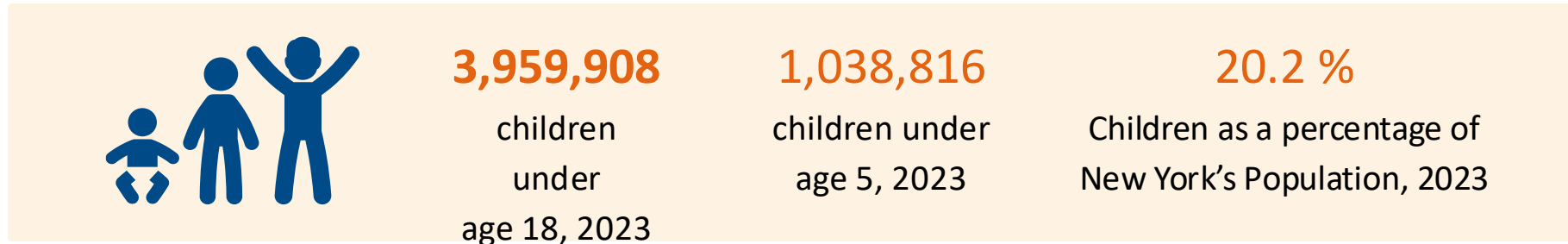


BRIDGET WALSH
SENIOR POLICY ANALYST

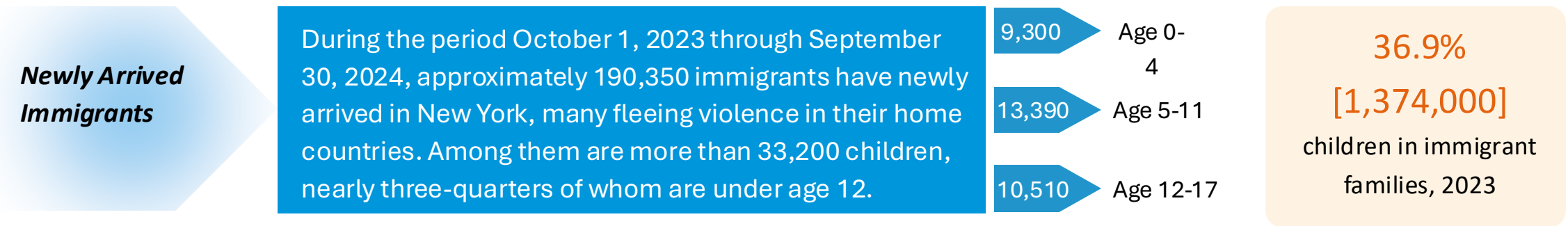


New York State's Children

Our children make up a fifth of New York's diverse populations, possessing richly varied perspectives, and unlimited potential



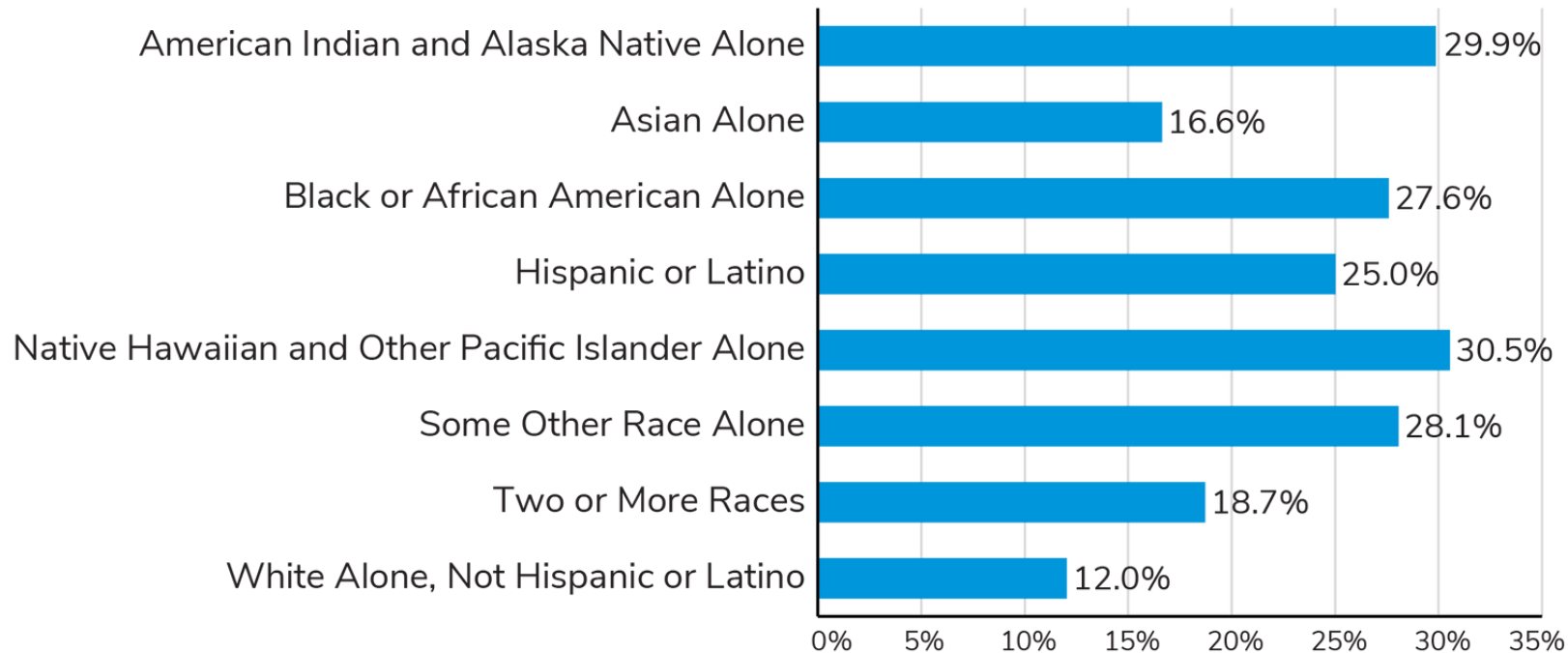
Over **one-fifth** of New York children speak at least one language other than English at home





Experiencing Poverty as a Child is Far Too Common in NYS

New York Children in Native, Black, Hispanic/Latino, and Multi-Racial Families Experience Poverty at Much Higher Rates Than Non-Hispanic White Children, 2023



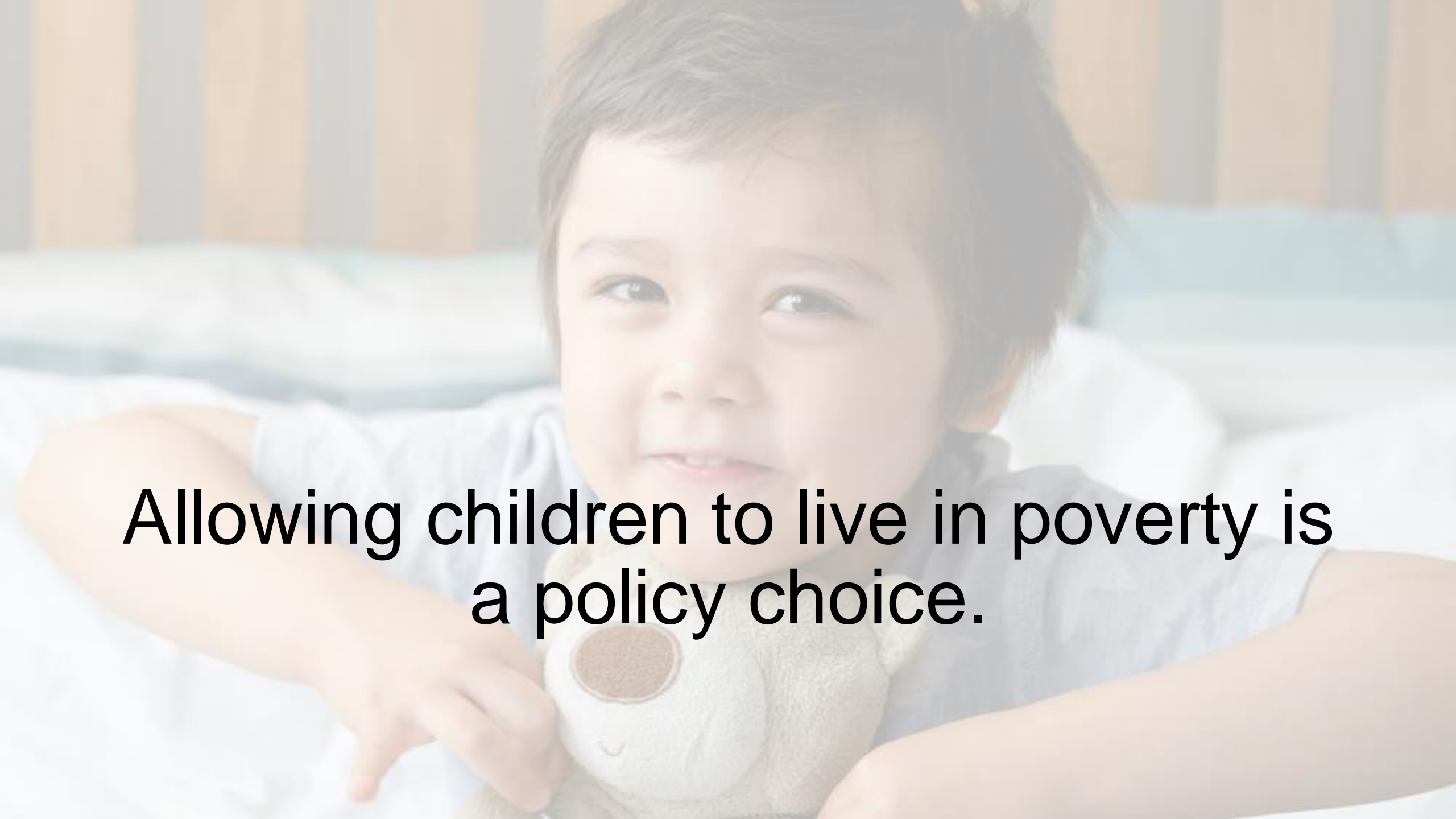
Source: Computations by Schuyler Center based on U.S. Census Bureau's American Community Survey, ACS 5-Year Estimates Detailed Tables

731,672
Number of Children Under 18 Living in Poverty, 2023

18.2%
Percentage of Children Under 18 Living in Poverty, 2023

New York State Ranks **40th** in the nation for child poverty.

Kids Count Data Center. 2024. Children in Poverty in United States.

A young child with dark hair, wearing a light blue shirt, is lying on a bed with white and light blue bedding. The child is holding a small, light-colored teddy bear with a brown nose. The background shows a wooden headboard. The text is overlaid on the image in a bold, black, sans-serif font.

**Allowing children to live in poverty is
a policy choice.**



A Family-First Approach to Child Welfare in New York

Reports to the Statewide Central Register are overwhelmingly unfounded, leading to unnecessary stress on children and families (2023).



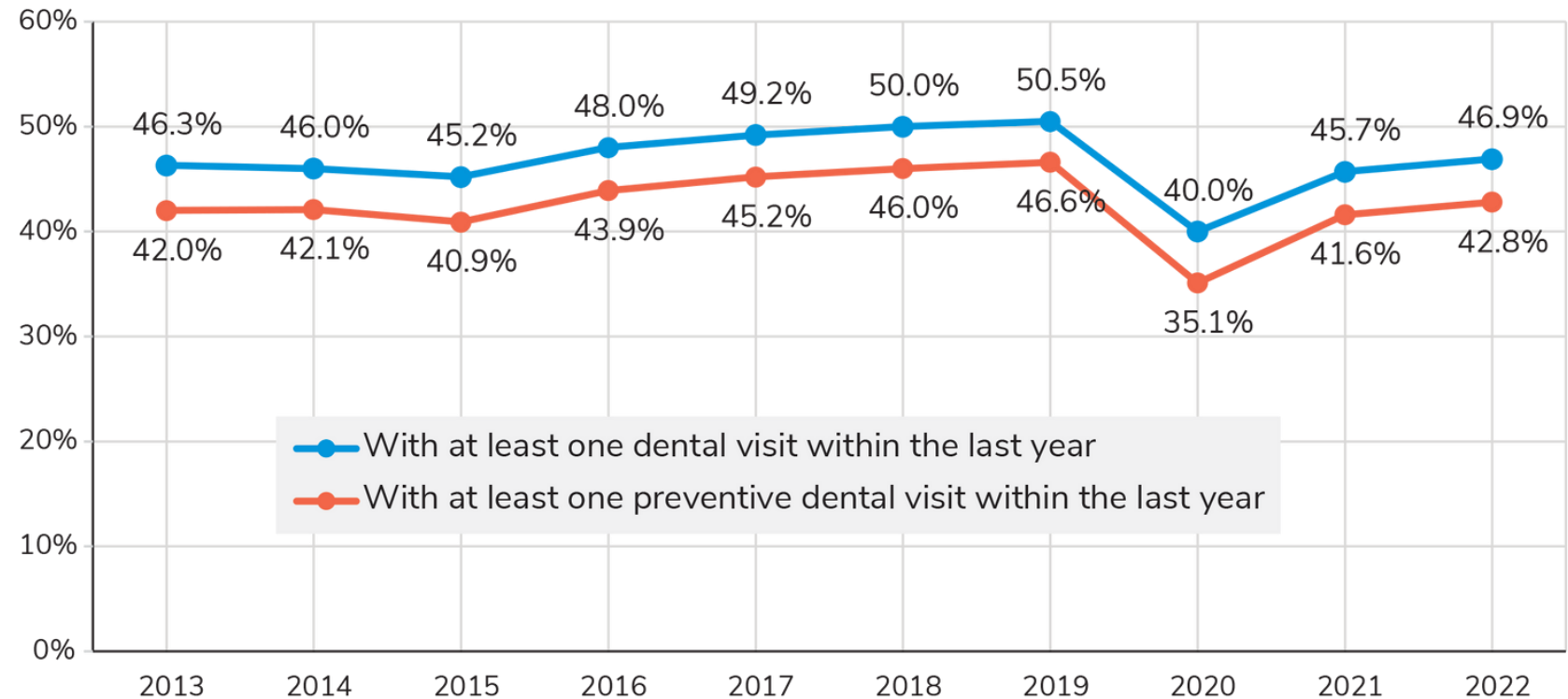
Source: New York State Office of Children and Family Services. (2024). 2023 Monitoring and Analysis Profiles With Selected Trend Data: 2019-2023 New York State.

In New York in 2023, 12% of children removed from their families to foster care were placed in institutional settings (referred to as congregate care or group homes), significantly higher than the national rate of 9%.



Investing in Childhood Oral Health Equity

The Percentage of Medicaid-Enrolled New York Children Who Had at Least One Dental Visit Within the Last Year Exceeded 50% Just Once in the Last Decade



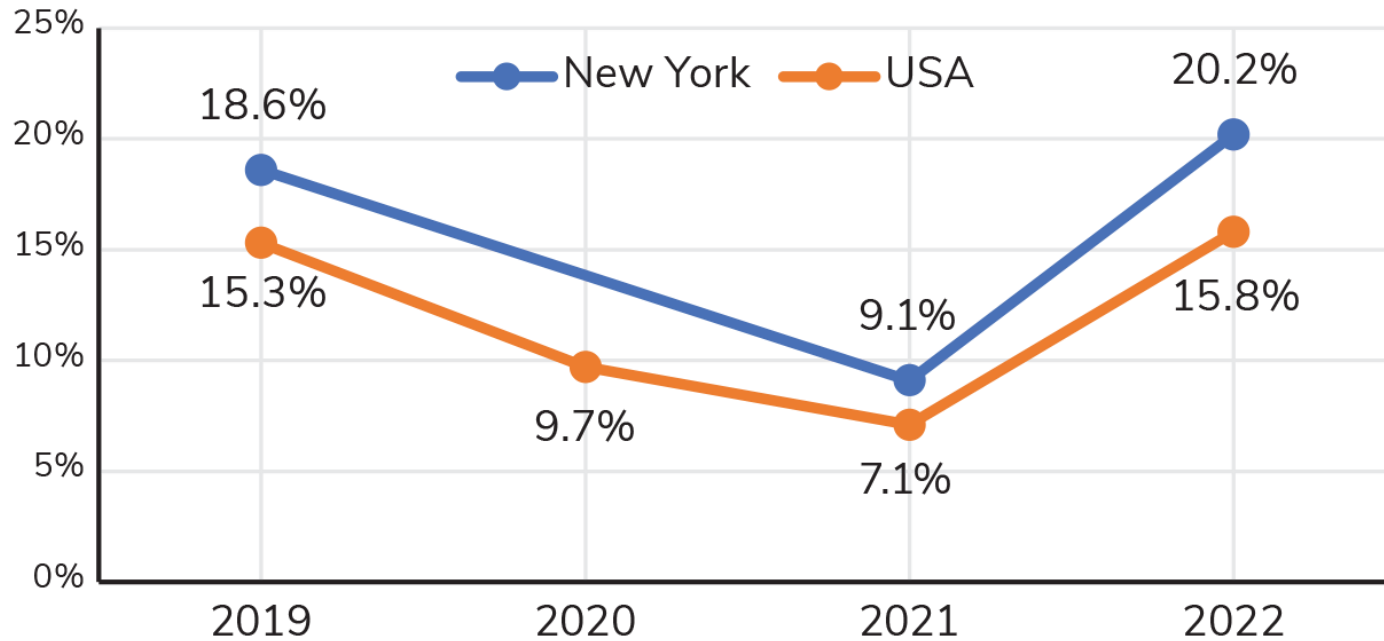
Source: NYS Department of Health. New York State Community Health Indicator Reports (CHIRS) Dashboard



We know how to end child poverty.



Strong Refundable Tax Credits to End Child Poverty



Rate of Children Under 18 Living in Poverty, NY and US (Supplemental Poverty Measure)

The 2021 pandemic expansion of the federal Child Tax Credit dramatically and quickly cut child poverty nearly in half nationally and in New York State; when that expansion and other pandemic supports ended, child poverty rates resurged and surpassed pre-pandemic rates.

Source: U.S. Census Bureau. State by Age SPM Rates: 2009-2019, and 2021 to 2022. American Community Survey, ACS 1-year estimates



Strong Refundable Tax Credits to End Child Poverty

New York State has two refundable tax credits for families: the state Earned Income Tax Credit (EITC) and the Empire State Child Credit. The current structure of **both** excludes the lowest income families from receiving the maximum credit

New York Empire State Child Credit, 2022*

1,256,130

Total claims

\$566

Average credit family/
2 children

\$330

Maximum credit per child

0

Families living in extreme poverty **excluded from receiving the full credit**

New York Earned Income Tax Credit, 2022**

931,149

Total claims, 1 or more qualifying children

\$1,131

Average credit family/
2 children

\$1,849

Maximum credit family/
2 children

0

Childless adults 18-24, New Yorkers living in extreme poverty, and many otherwise eligible immigrant New Yorkers **excluded from credit**



Lowering Barriers to Assistance for a More Equitable Child Care System

Average Annual Household Savings: Family Ineligible for CCAP v. Family Eligible for CCAP


Household size/annual income/ number of children in care	2022 Average annual cost to family: (pre-expansion, ineligible for CCAP)	2024 Average annual cost to family: (eligible and able to access CCAP)
Family of 4—\$62,400 (two parents working full-time, \$15/ hr)—infant and 4-year-old in child care center	\$35,999 58% of family income	\$312 0.5% of family income
Family of 3—\$82,095 (NYS median household income)—two school-aged children in family based child care	\$26,634 32% of family income	\$563 <1% of family income



Bolstering Availability of High-Quality Child Care By Paying the Workforce a Thriving Wage

Child Care Educators in New York State

 **94.4%** are women

 **53.7%** identify as Hispanic or Latino, Black (Non-Hispanic), Asian (Non-Hispanic), or Other (Non-Hispanic).

Source: New York State Office of Children and Family Services. (2024). 2023 Monitoring and Analysis Profiles With Selected Trend Data: 2019-2023 New York State.

The average wage for a child care worker in New York
\$37,970/annual / \$18.26/hour in May 2023

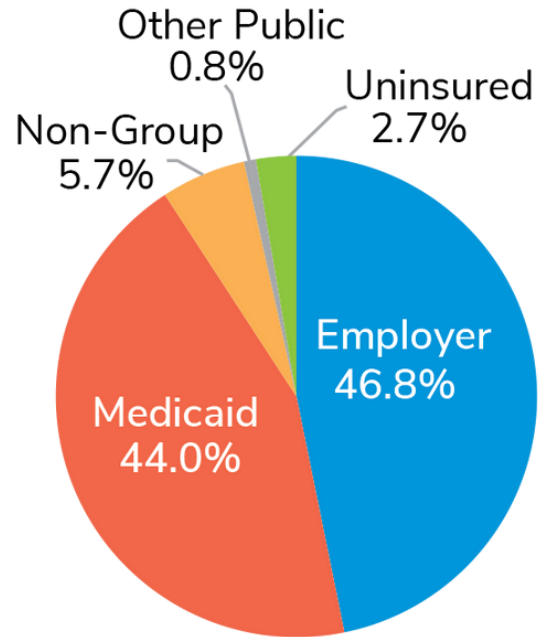


Family child care educators earned less than minimum wage, approximately
\$10.49/ hour in 2021

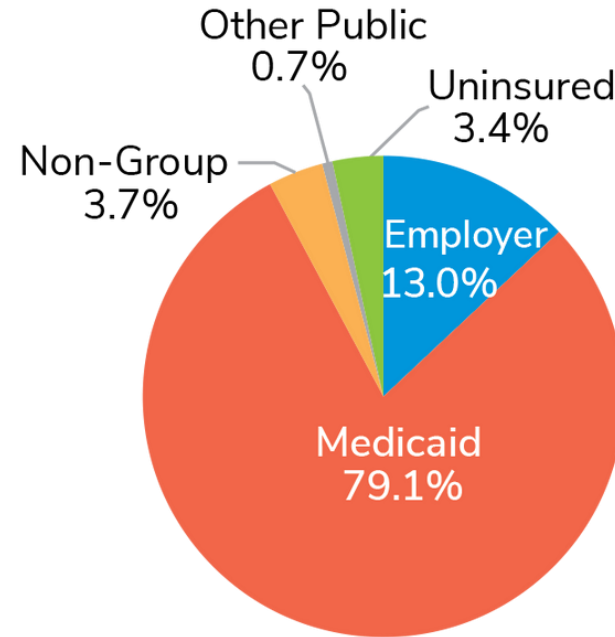


Leveraging Medicaid Investments for Child and Family Wellbeing

Health insurance coverage of all NYS children 0-18, 2023



Health insurance coverage of NYS children 0-18 living under 200% federal poverty level, 2023



Source: KFF. (2024). Health Insurance Coverage of Children 0-18. KFF. (2024). Health Insurance Coverage of Low Income Children 0-18 (under 200% FPL)



Schuyler Center's 2025 Policy Priorities



Reduce child poverty and racial inequity statewide

Make a substantial and sustained investment in NY's child care workforce & expand child care access

Expand and increase investment in child and family health.

Transform the child welfare system

