

SCHUYLER CENTER FOR ANALYSIS AND ADVOCACY



January 2018

SCAA
Schuyler Center
SCAA

for Analysis and Advocacy

*Shaping New York State public policy
for people in need since 1872*

www.scaany.org



A SNAPSHOT



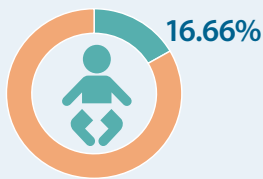
NEW YORK STATE OVERVIEW

4,180,559



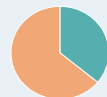
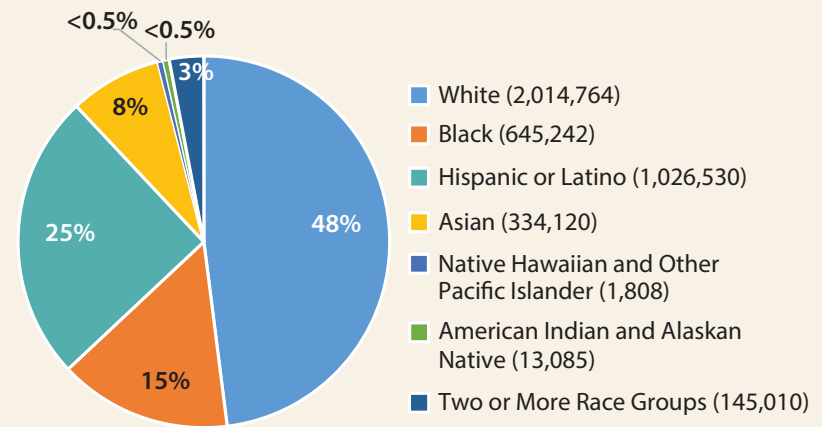
NUMBER OF CHILDREN UNDER 18 IN NYS

696,276



CHILDREN UNDER AGE 3

RACE/ETHNICITY OF CHILDREN UNDER 18 IN NYS



36% (1,527,000) of New York children have immigrant parents.

GOAL: ECONOMICALLY STABLE FAMILIES



Nearly a quarter of NY's children live in poverty. And that percentage is higher for children of color.

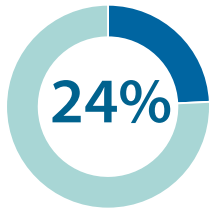
22% of children live in poor families.



An additional **20%** of children live between 100-200% of the Federal Poverty Level.

Children in Poor Families in New York by Race/Ethnicity, 2015

RACE/ETHNICITY	NUMBER	PERCENTAGE
Hispanic	333,305	34%
Black	205,544	32%
American Indian	3,009	29%
Asian	65,063	22%
White	278,273	13%



Young children (under age 6) living in poverty



More than half of Black & Hispanic children live below 200% of the federal poverty line. For a family of 4, this means living on less than \$48,000 a year.

When parents work, children often still live in poverty.

65% (606,435) of children in poor families have at least one parent who is employed.



Many of NY's children experience housing instability and homelessness.

New York has the third highest percentage of homeless students in the nation.

148,215

Students identified as homeless

Many NY children experience hunger.

1 in **5** children experience food insecurity.



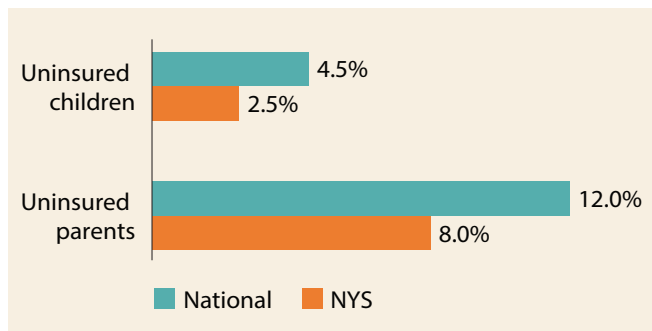
In December 2015, there were **11,166** children 0-5 years old living in NYC homeless shelters.



GOAL: HEALTHY FAMILIES, HEALTHY KIDS

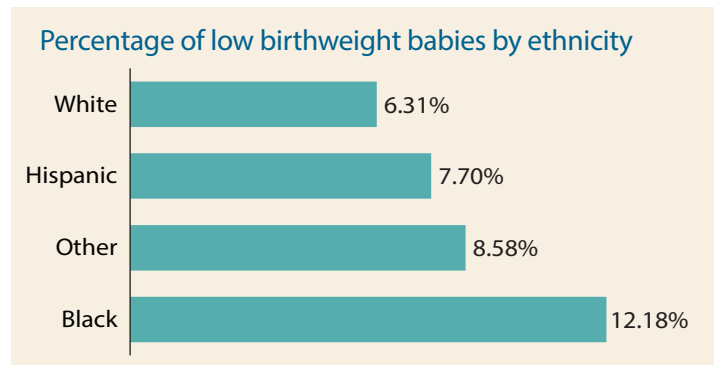
New York leads the nation in insuring children.

More than **97%** of NYS children have health insurance.

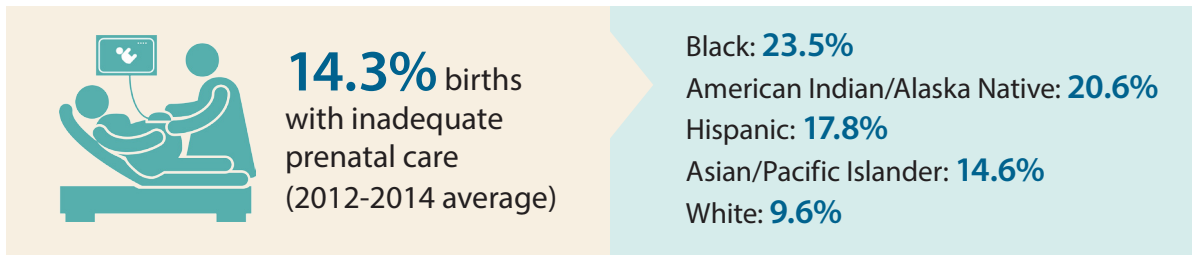


Even so, Black children are 2x as likely as white children to be born at low birthweight.

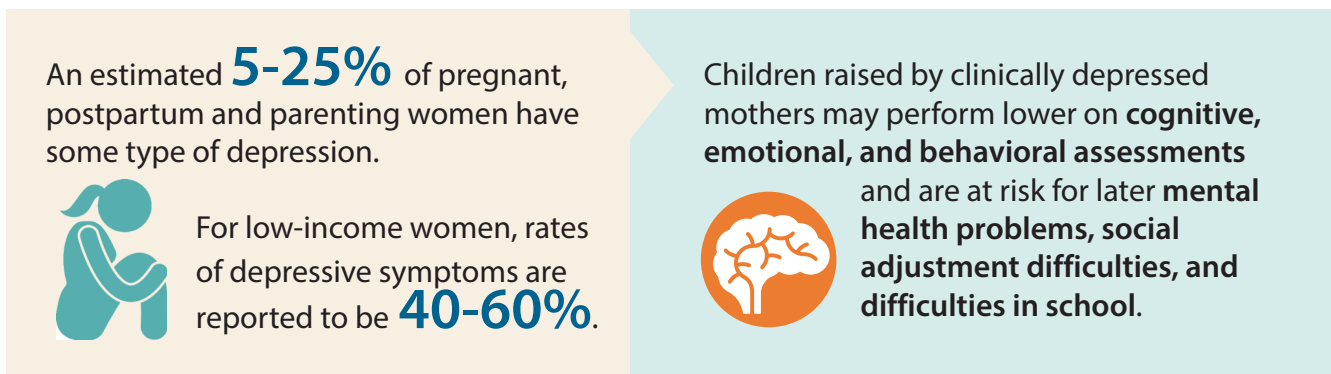
7.70% of babies are born at low birthweight (under 2500gm).



More than 14% of NYS births did not receive adequate prenatal care. And that percentage is significantly higher among women of color.



Maternal depression hurts mothers and children.



GOAL: HEALTHY FAMILIES, HEALTHY KIDS




Toxic stress is prevalent among NY's children.

45.3% of NYS children have one or more Adverse Childhood Experience.

 **38.3%** children ages 0 to 5

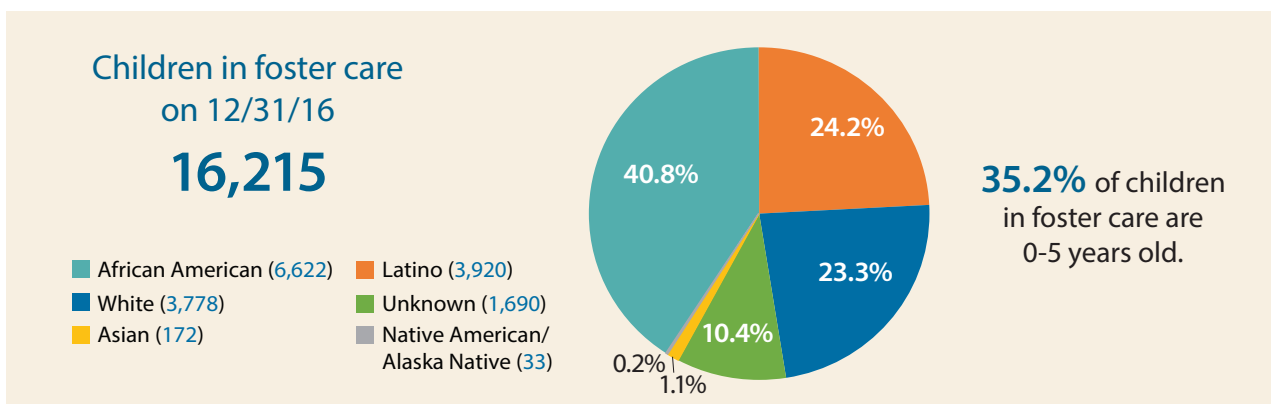
Too many NY children experience maltreatment.

 **69,403** Number of children for whom some evidence of abuse and/or neglect was found.

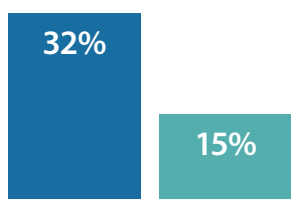
Mental health is a growing concern.

New York's school superintendents identify **increasing mental health-related services as their top funding priority**, and indicate growing needs arising from effects of poverty and economic insecurity.

Children of color are disproportionately represented in NY's foster care system.



A significant number of children have untreated tooth decay.



32% of low-income children had untreated decay, compared with **15%** of children in higher-income families.

1 in 4 3rd graders in NYS has untreated decay.





GOAL: STRONG EDUCATIONAL FOUNDATIONS

New York State has made historic investments in pre-kindergarten, but only New York City has achieved universal access for four-year-olds.

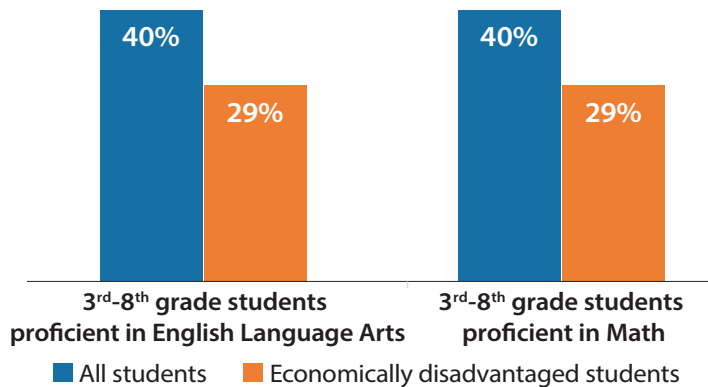


Outside of NYC, **81,500** (79%) four-year-olds are denied the opportunity to attend full-day Pre-K.



Of the **91,000** four-year-olds in full-day Pre-K seats statewide, **68,800** are in NYC.

Many children, particularly low-income and children of color, struggle to reach proficiency.

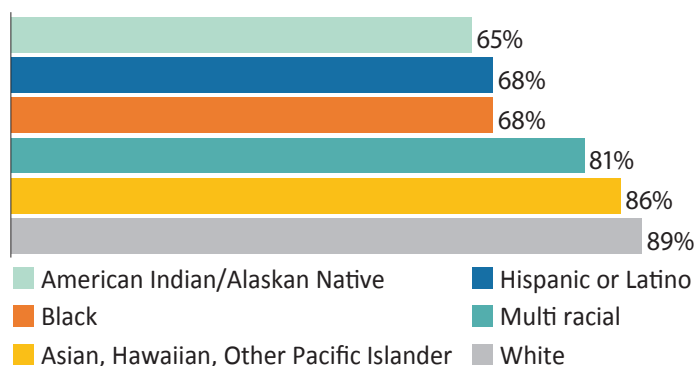


Proficiency by Race/Ethnicity

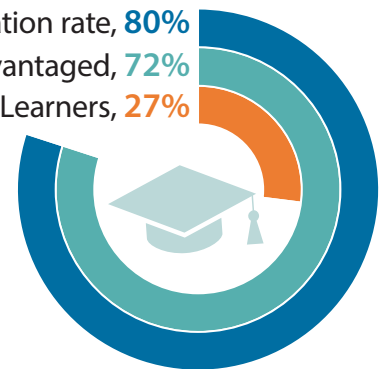
	ELA	Math
African American.....	29%	24%
Hispanic.....	29%	27%
American Indian/Alaskan Native.....	33%	31%
Multi racial.....	43%	45%
White.....	47%	50%
Asian/Hawaiian/Other Pacific Islander.....	61%	67%

68% of Black and Latino students graduate on time, compared to 89% of their white peers.

On Time Graduation Rates by Race/Ethnicity







High school graduation rate, **80%**
Economically disadvantaged, **72%**
English Language Learners, **27%**



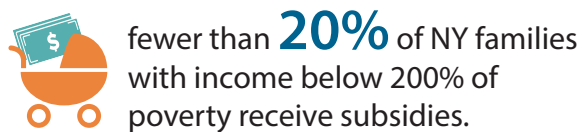
GOAL: SUPPORTS THAT ENABLE CHILDREN AND FAMILIES TO THRIVE



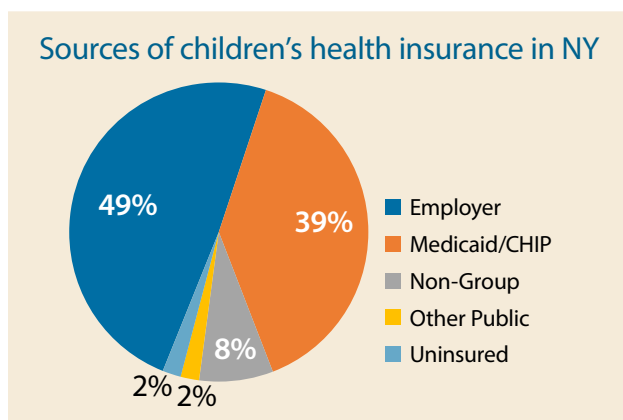
New York's fully refundable working family tax credits help families make ends meet, but the Empire State Child Credit excludes children under age 4.


<p>State Earned Income Tax Credit (EITC)</p> <p> 1,148,857 Total number of EITC claims (families with at least 1 child)</p> <p> \$1,082 Average claim for family with 2 children</p>	<p>Empire State Child Credit</p> <p> 1,473,285 Total number of families receiving credit</p> <p> \$439 Average claim amount</p>
---	--

Child care subsidies keep families working and children learning, BUT




Nearly all NY children have health insurance.

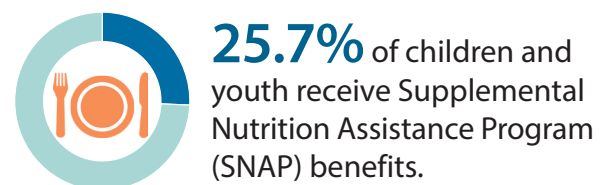


 **New in 2018!** NY families have access to **paid family leave** to care for a new child, an ill family member, or to assist a family member called to active military service.

Home visiting strengthens NY families; too many go without.



Supplemental Nutrition Assistance Program (SNAP) supports NY children.



Developmental screening gets NY children on track to succeed, BUT

just **15.1%** of NY children (age 10 months–5 years) receive a developmental screening.

Sources can be found at:
www.scaany.org/state-of-new-york-children/

SCHUYLER CENTER FOR ANALYSIS AND ADVOCACY

BOARD OF TRUSTEES

Paul J. Kaye, M.D., *Chair*
Ronald F. Uba, *Vice Chair*
James Caron, *Treasurer*
Louise Skolnik, DSW, *Secretary*
Greg Baird
Kalpana Bhandarkar
Larry G. Brown
Frederic J. Buse
Annette Choolfaian
Stanley Epstein, M.D.
Ersno Eromo, M.D.
Herbert Gordon, Esq.
Cynthia Green, Ph.D.
David Harris, M.D.
Stephen A. Hochman, Esq.
Kevin M. Leyden
Phyllis Lusskin
James W. Lytle, Esq.
Edward McCormick
Donald A. Robbins
Neil Rubin
Reinhold Samson
Laurie Shanks, Esq.

Kate Breslin, *President and CEO*



540 Broadway
Albany, New York 12207
Tele. 518-463-1896 ♦ Fax 518-463-3364

www.scaany.org