

By the Numbers: Child Poverty and Income Inequality in New York State



for Analysis and Advocacy

*Shaping New York State public policy
for people in need since 1872*

January 13, 2015

- There are just over four million children under age 18 in New York State. Nearly one million of them – 23% -- live in poverty. ¹
- Children are more likely than adults to be poor. ² In order to address child poverty, we need parent-child, whole-family and whole-community solutions.
- Racial and ethnic minority children are disproportionately poor. Thirty-five percent of New York's Black or African children live in poverty, as do 34% of Hispanic or Latino children, 23% of Asian or Pacific Islander children and 14% of Non-Hispanic White children. ³

1. US Census Bureau, 2013 American Community Survey.

2. US Census Bureau, 2013 American Community Survey.

3. Kids Count Data Center, New York Indicators, "Children in Poverty by Race and Ethnicity," 2013.

- Child poverty rates are extremely high in several of New York's cities and boroughs: Rochester, 55.0%; Schenectady 52.5%; Buffalo 50.6%; Syracuse 46.8%; Bronx 41.8%.¹
- Growing up in certain ZIP codes is connected to greater risk of abuse and neglect, dropping out of school, becoming homeless, and struggling financially as an adult.²

1. US Census Bureau, 2013 American Community Survey, 1 year estimates, GCT1702, "Percent of Related Children Under 18 Years Below Poverty in the Past 12 Months."
2. Thomas A. LaVeist, Darrell J. Gaskin, Antonio J. Trujillo, Health Disparities, Neighborhood Poverty, and Racial Composition, Johns Hopkins Bloomberg School of Public Health, 2011, http://jointcenter.org/sites/default/files/Neighborhood%20Poverty%20and%20Racial%20Composition%20Presentation%20-%20LaVeist%20Gaskin%20Trujillo_0.pdf; also John Eckenrode, Elliott G. Smith, Margaret E. McCarthy and Michael Dineen, Income Inequality and Child Maltreatment in the United States, Pediatrics, February 10, 2014; downloaded from pediatrics.aappublications.org on February 12, 2014; also Understanding Neighborhood Effects of Concentrated Poverty, Evidence Matters, US Department of Housing and Urban Development, Winter 2011; <http://www.huduser.org/portal/periodicals/em/winter11/highlight2.html>

- New York State's widening gap between rich and poor is among the greatest in the nation and income among the bottom fifth of households has barely moved since the 1970s.¹
- Income inequality has severe consequences for our state and our communities. Standard and Poor's recently reported that income inequality is dampening economic growth and is associated with slower and more volatile state tax revenue growth.²

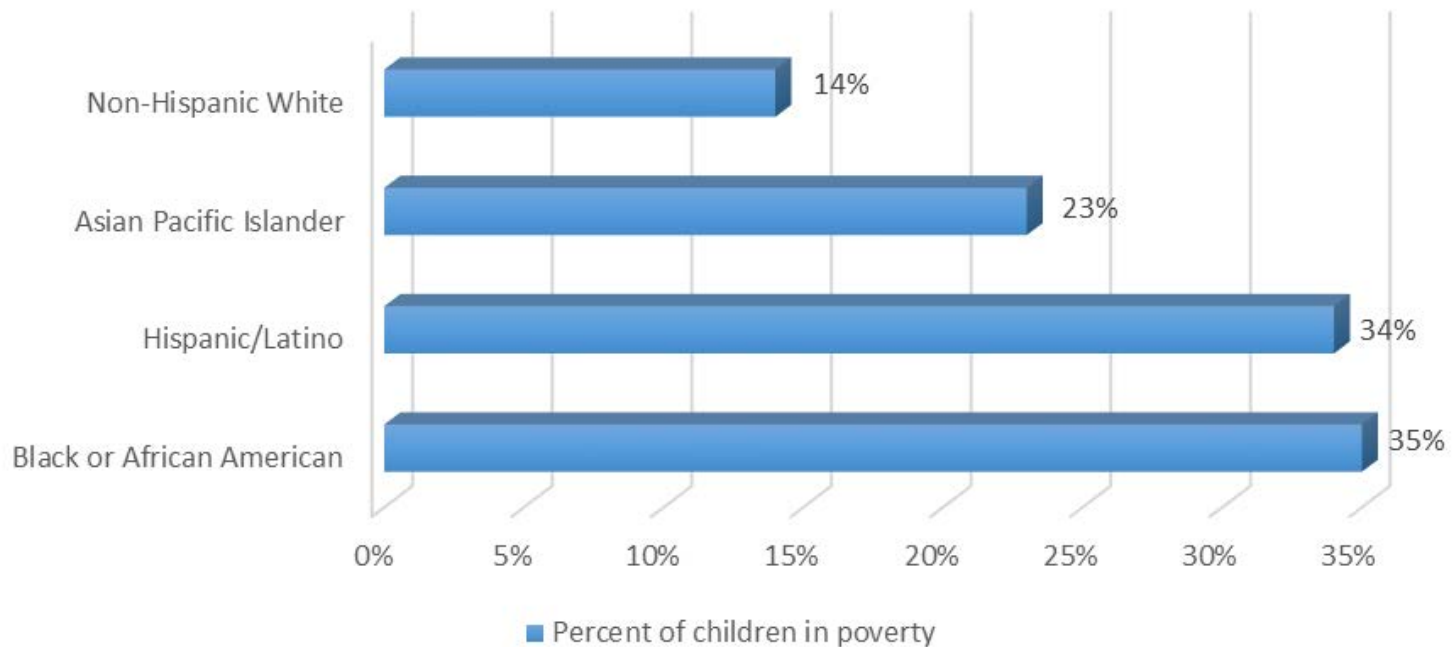
1. Household Income: 2013, American Community Survey Briefs, Amanda Noss, September 2014; also Economic Policy Institute/Center on Budget and Policy Priorities, Pulling Apart: A State by State Analysis of Income Trends, November 2012.
2. Standard and Poor's Ratings Services, How Increasing Income Inequality Is Dampening U.S. Economic Growth, And Possible Ways to Change the Tide, August 5, 2014, www.standardandpoors.com/ratingsdirect.

- A recent US Conference of Mayors report shows that 20% of households with the highest incomes are gaining an increasing share of income while the bottom quartiles are declining in their share of income.¹
- Even with the recent increase, New York's minimum wage alone is not sufficient to lift a family of three out of poverty and it falls far short of the income needed to achieve a modest standard of living. In real purchasing terms, the value of the minimum wage has declined dramatically since its 1968 peak.²

1. U.S. Metro Economies, Income and Wage Gaps Across the US, August 2014, prepared by Global Insight for the United States Conference of Mayors and the Council on Metro Economies and the New American City.
2. U.S. Metro Economies, Income and Wage Gaps Across the US, August 2014, prepared by Global Insight for the United States Conference of Mayors and the Council on Metro Economies and the New American City.

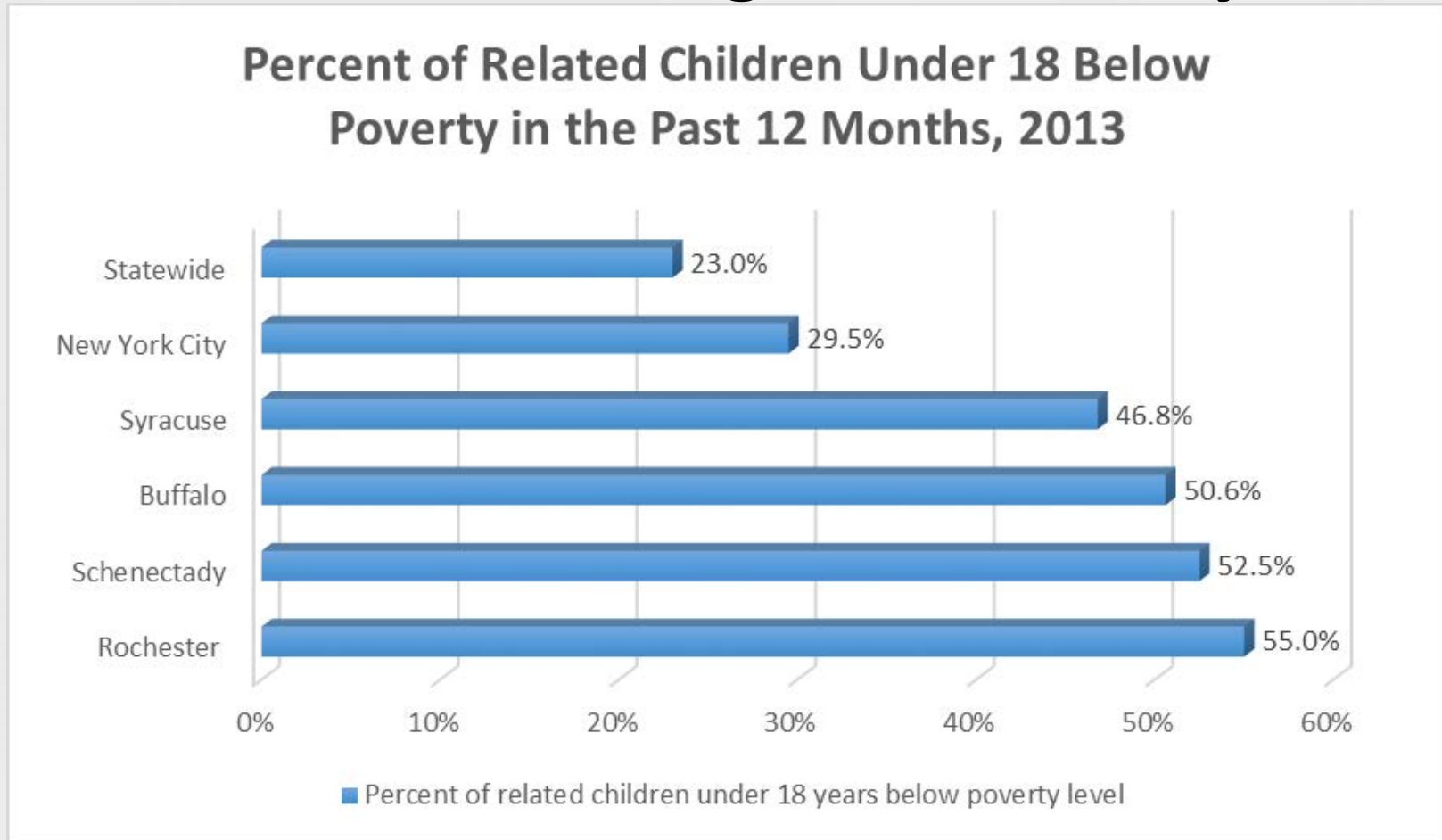
Children of Color Are More Likely to Live in Poverty

Share of NYS Children Under Age 18 in Families With Income below Federal Poverty Level, 2013



Source: Kids Count Data Center (datacenter.kidscount.org) New York Indicators, "Children in Poverty By Race And Ethnicity"
Note: A family of two adults and two children fell in the "poverty" category if their annual income fell below \$23,624 in calendar year 2013, as defined by the U.S. Office of Management and Budget, by race and ethnicity
*American Indian sample size is too small to display

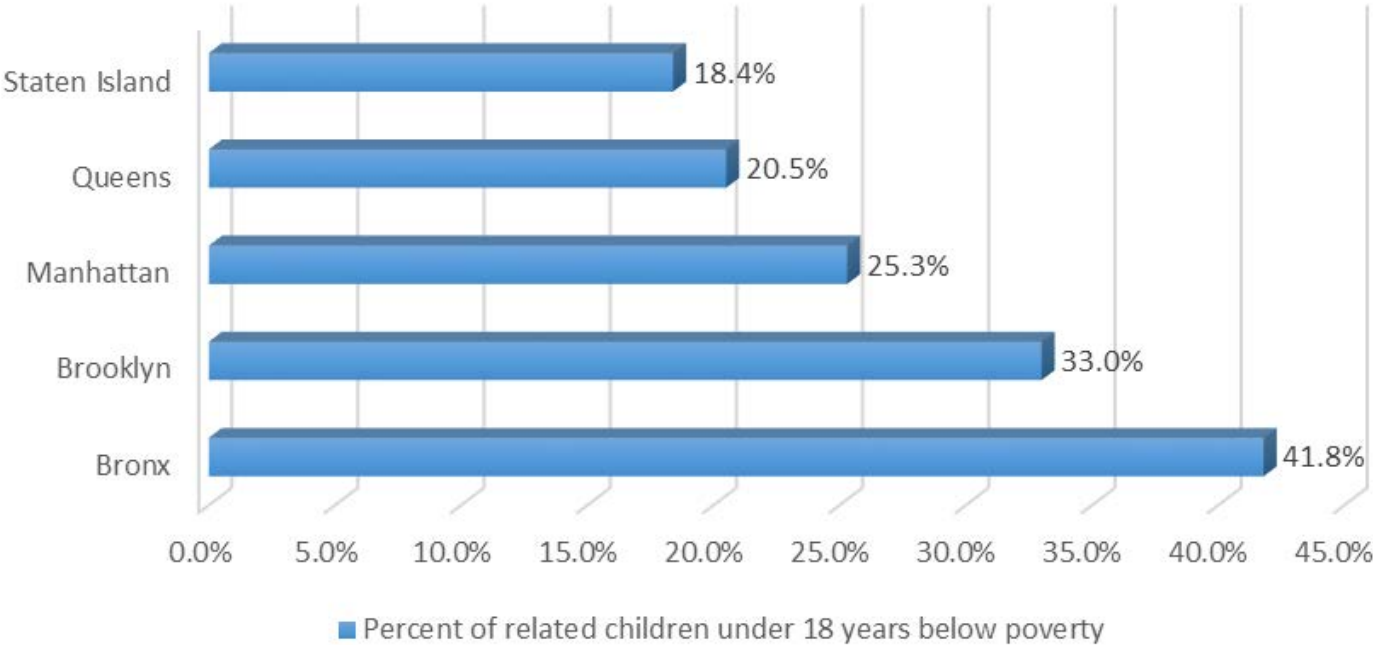
Three Big Upstate NY Cities Have More Than Half of Children Living Below Poverty



Source: US Census Bureau, 2013 American Community Survey, 1 year estimates, GCT1702 "Percent of Related Children Under 18 Years Below Poverty Level in the Past 12 Months –State-Place and (in selected states) County Subdivision (New York State).

The Bronx has the Highest Percentage of Child Poverty in New York City

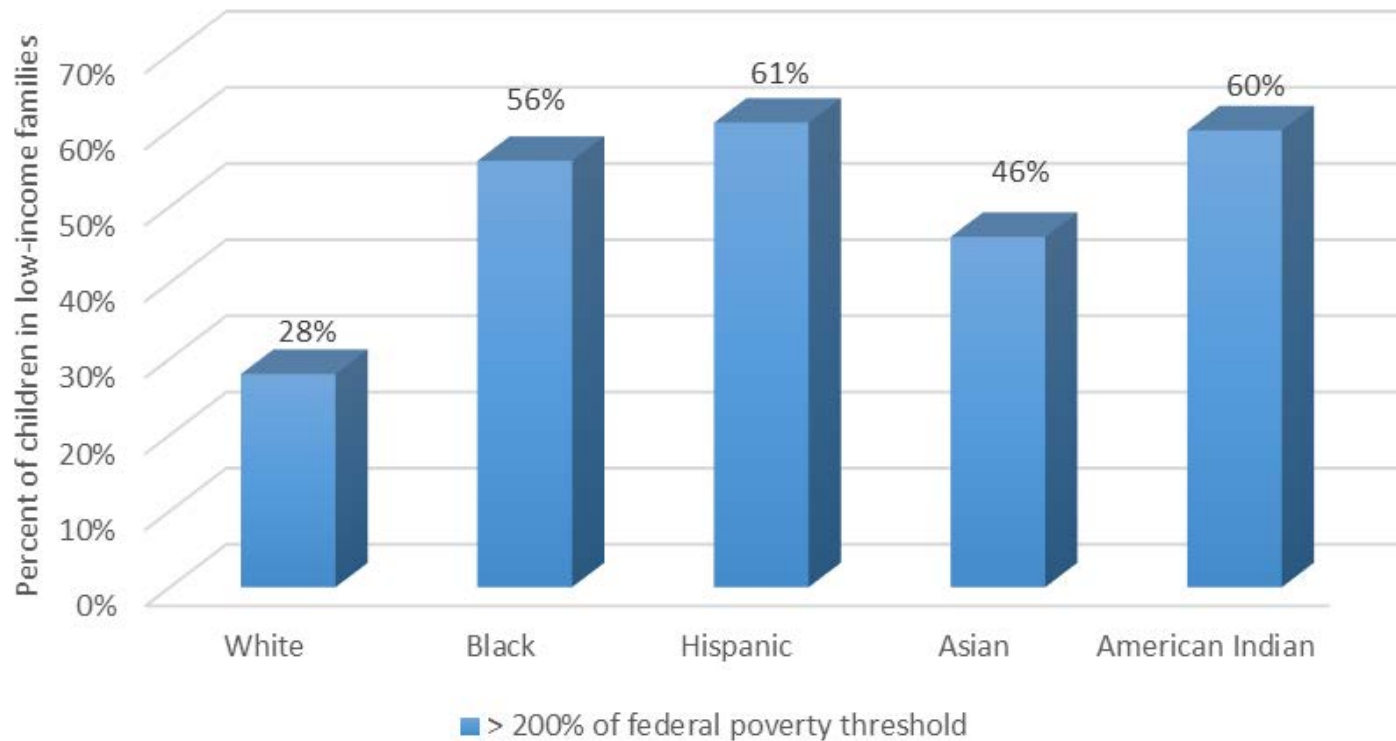
Percentage of Children Living Below Poverty in New York City Boroughs, 2013



Source: US Census Bureau, 2013 American Community Survey, 1 year estimates, GCT1702 "Percent of Related Children Under 18 Years Below Poverty Level in the Past 12 Months –State-Place and (in selected states) County Subdivision" (New York State).

Children of Color More Likely to Live in Low-Income Families

Children in Low-Income Families, NYS, 2012



Source: National Center for Children in Poverty (nccp.org), New York: Demographics of Low Income Children

20 Upstate New York Cities have More than One-Third of Children Living in Poverty

City	Percentage
Rochester	49.9%
Syracuse	49.2%
Buffalo	47.5%
Binghamton	46.7%
Troy	46.1%
Utica	45.9%
Fulton	45.7%
Lackawanna	42.6%
Schenectady	41.9%
Elmira	41.0%
Jamestown	40.2%
Niagara Falls	39.1%
Newburgh	38.8%
Dunkirk	38.6%
Olean	38.5%
Salamanca	38.5%
Amsterdam	37.2%
Batavia	36.9%
Poughkeepsie	36.8%
Gloversville	35.5%

Source: US Census Bureau, 2009-2013 American Community Survey, **5 year estimates**, GCT1702 "Percent of Related Children Under 18 Years Below Poverty Level in the Past 12 Months-State—Place and (in selected states) County Subdivision" (New York State).